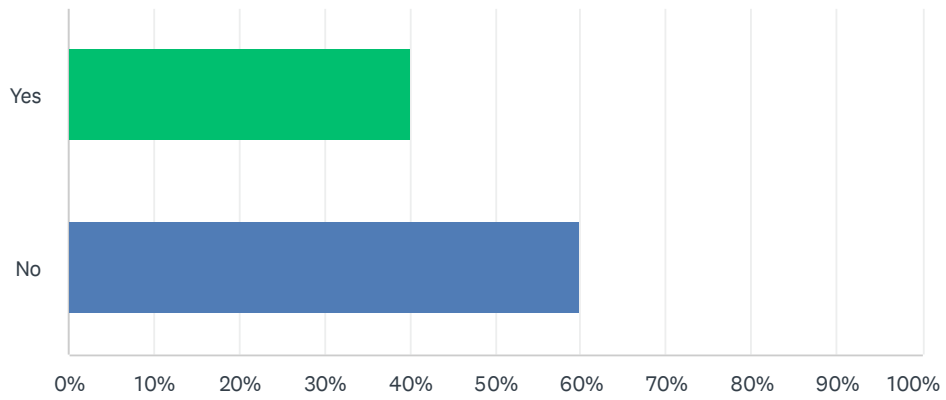


### Q1 1. I fertilize my lawn.

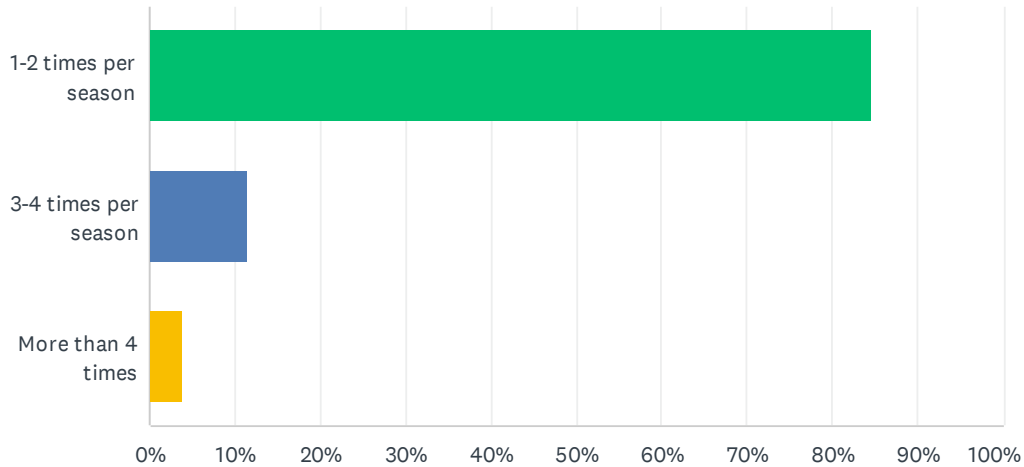
Answered: 65 Skipped: 0



ANSWER CHOICES	RESPONSES	
Yes	40.00%	26
No	60.00%	39
TOTAL		65

## Q2 If you answered that you fertilize, how many times per year do you fertilize?

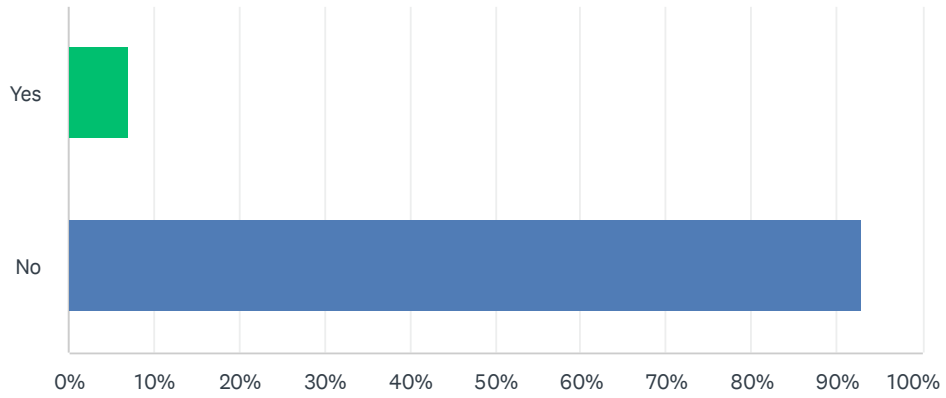
Answered: 26 Skipped: 39



ANSWER CHOICES	RESPONSES
1-2 times per season	84.62% 22
3-4 times per season	11.54% 3
More than 4 times	3.85% 1
TOTAL	26

### Q3 If you fertilize, do you take a soil test prior to fertilizing?

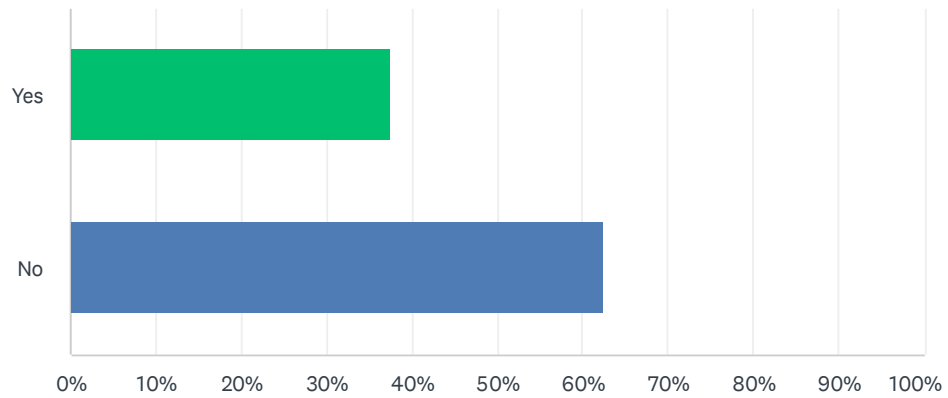
Answered: 28 Skipped: 37



ANSWER CHOICES	RESPONSES	
Yes	7.14%	2
No	92.86%	26
TOTAL		28

## Q4 Do you have a buffer garden along your shoreline?

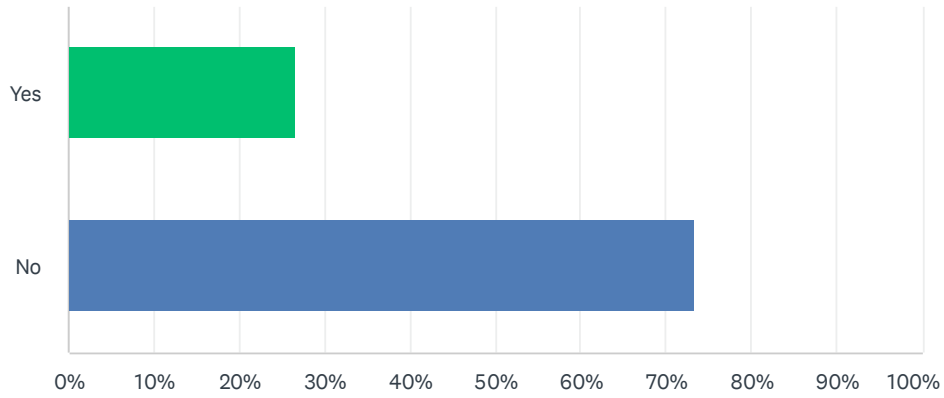
Answered: 64 Skipped: 1



ANSWER CHOICES	RESPONSES	
Yes	37.50%	24
No	62.50%	40
TOTAL		64

## Q5 Do you have a rain garden on your property?

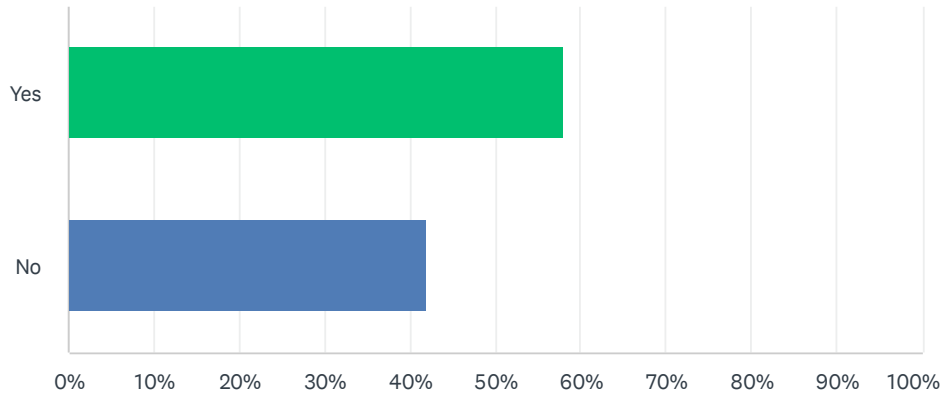
Answered: 64 Skipped: 1



ANSWER CHOICES	RESPONSES	
Yes	26.56%	17
No	73.44%	47
<b>TOTAL</b>		<b>64</b>

## Q6 If you do not already have in place, are you willing to plant a buffer or rain garden?

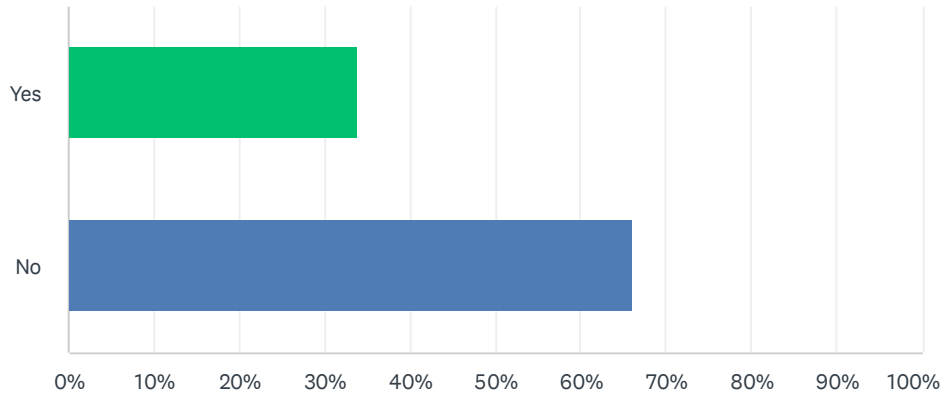
Answered: 50 Skipped: 15



ANSWER CHOICES	RESPONSES	
Yes	58.00%	29
No	42.00%	21
TOTAL		50

### Q7 Do you have mitigation efforts in place to avoid run-off to the soil and lake? (Rain barrels, etc.)

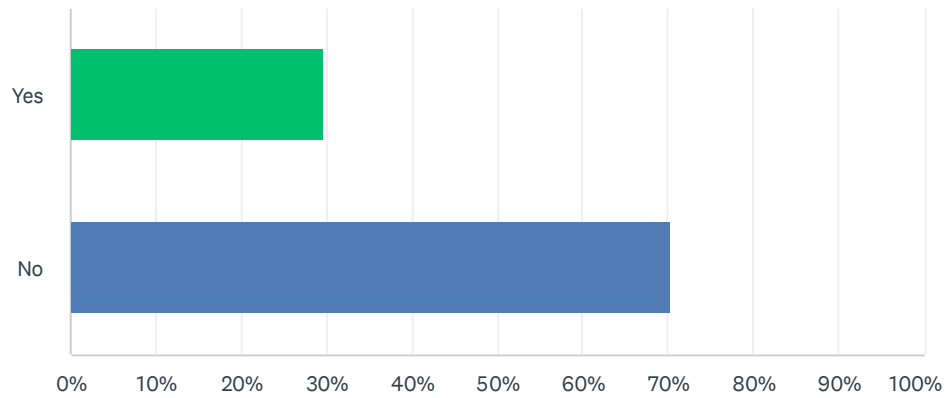
Answered: 62 Skipped: 3



ANSWER CHOICES	RESPONSES	
Yes	33.87%	21
No	66.13%	41
TOTAL		62

## Q8 Do you mow your lawn up to the water's edge?

Answered: 64 Skipped: 1

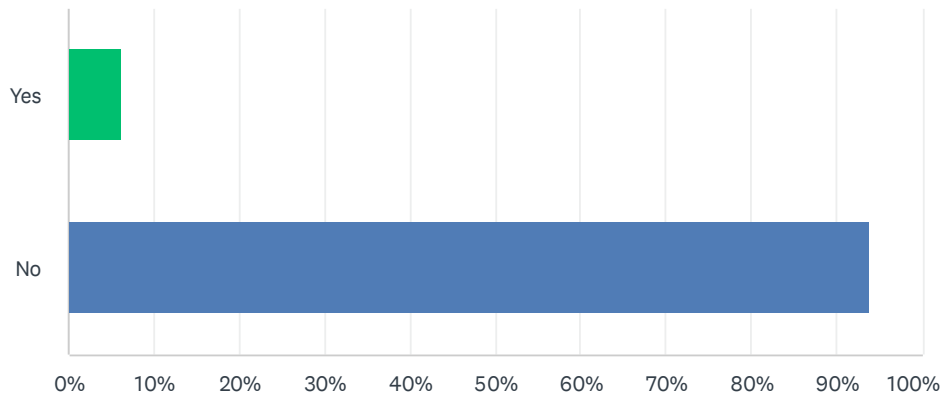


ANSWER CHOICES	RESPONSES	
Yes	29.69%	19
No	70.31%	45
<b>TOTAL</b>		<b>64</b>



## Q9 Do you burn leaves along your frontage?

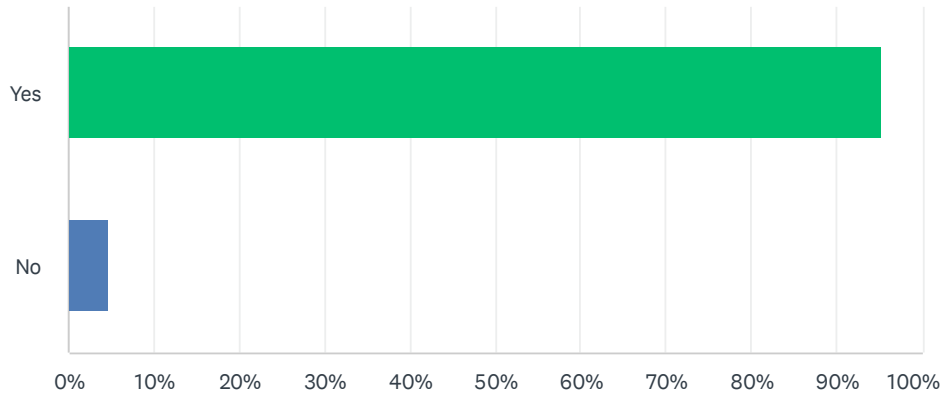
Answered: 64 Skipped: 1



ANSWER CHOICES	RESPONSES	
Yes	6.25%	4
No	93.75%	60
TOTAL		64

### Q10 Do you attempt to keep leaves out of the lake as best as possible?

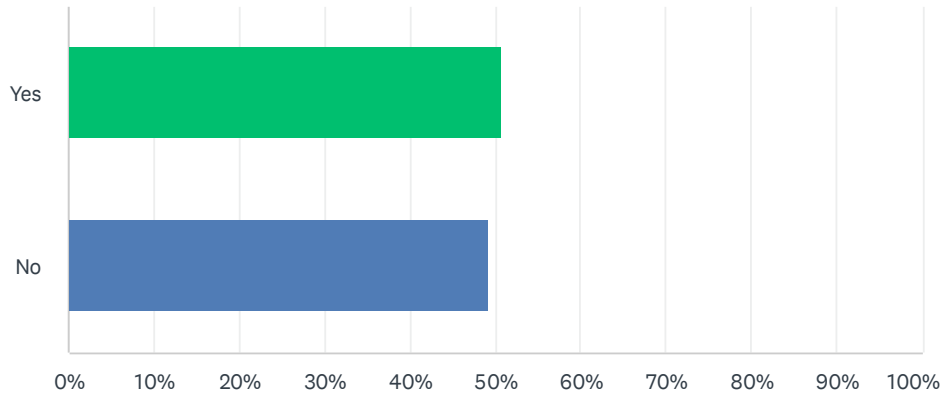
Answered: 65 Skipped: 0



ANSWER CHOICES	RESPONSES	
Yes	95.38%	62
No	4.62%	3
TOTAL		65

## Q11 Do you test your well?

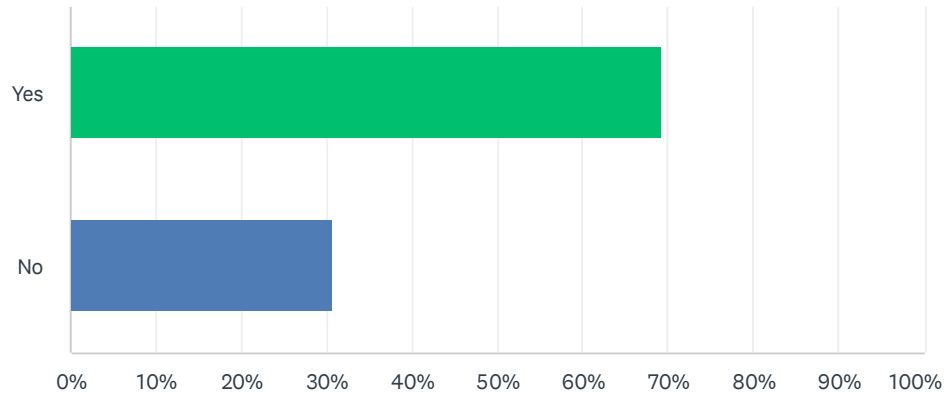
Answered: 65 Skipped: 0



ANSWER CHOICES	RESPONSES	
Yes	50.77%	33
No	49.23%	32
TOTAL		65

## Q12 Do you or your family members actively fish?

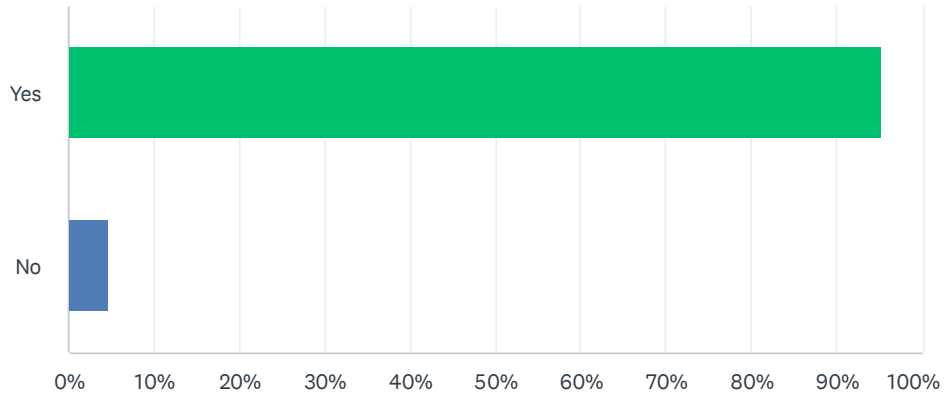
Answered: 65 Skipped: 0



ANSWER CHOICES	RESPONSES	
Yes	69.23%	45
No	30.77%	20
TOTAL		65

### Q13 Are you (or your family members) an active recreational boater or kayaker?

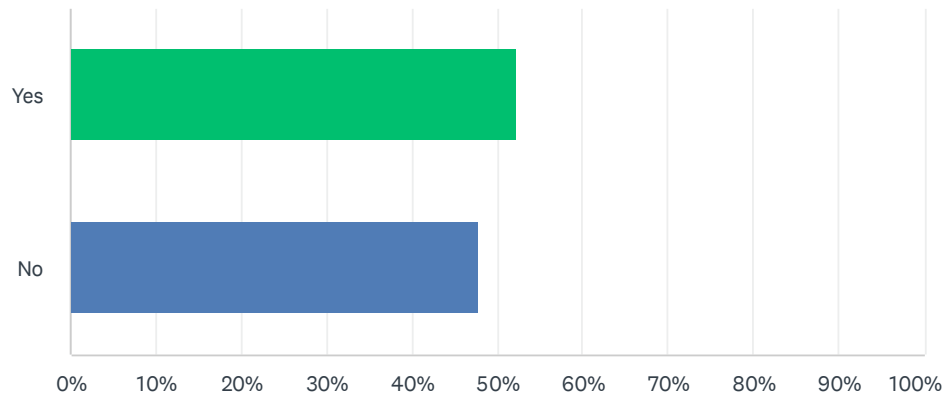
Answered: 65 Skipped: 0



ANSWER CHOICES	RESPONSES	
Yes	95.38%	62
No	4.62%	3
TOTAL		65

### Q14 Do you (or your family members) regularly swim in Fox Lake?

Answered: 65 Skipped: 0



ANSWER CHOICES	RESPONSES	
Yes	52.31%	34
No	47.69%	31
<b>TOTAL</b>		<b>65</b>

**Q15 How do you control excessive aquatic plant growth in your shoreline area?**

Answered: 56 Skipped: 9

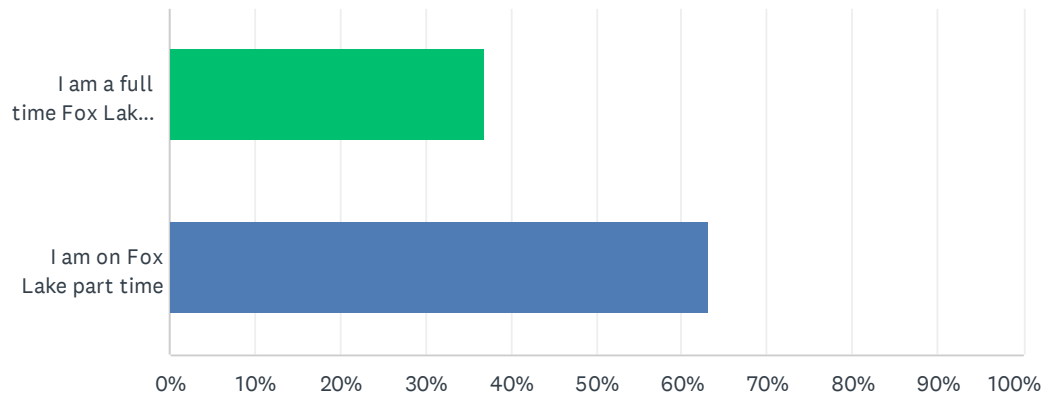
## Q16 What do you appreciate most about lake living?

Answered: 60 Skipped: 5



## Q17 Are you a full-time Fox Lake shoreowner or part-time?

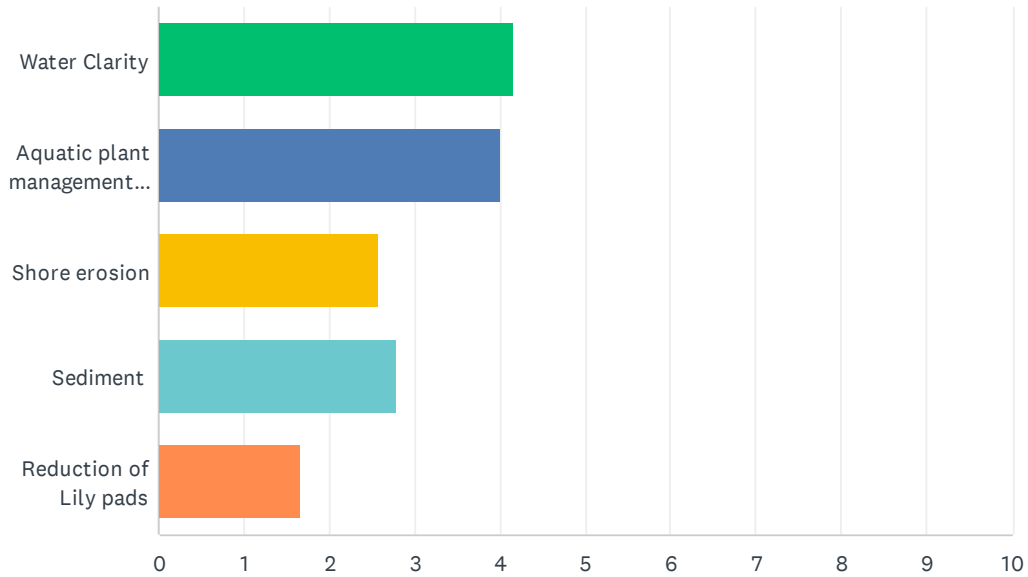
Answered: 65 Skipped: 0



ANSWER CHOICES	RESPONSES	
I am a full time Fox Lake resident	36.92%	24
I am on Fox Lake part time	63.08%	41
Total Respondents: 65		

Q18 Please mark the following in order of importance with 1 being the most important to you and 5 being the least important to you

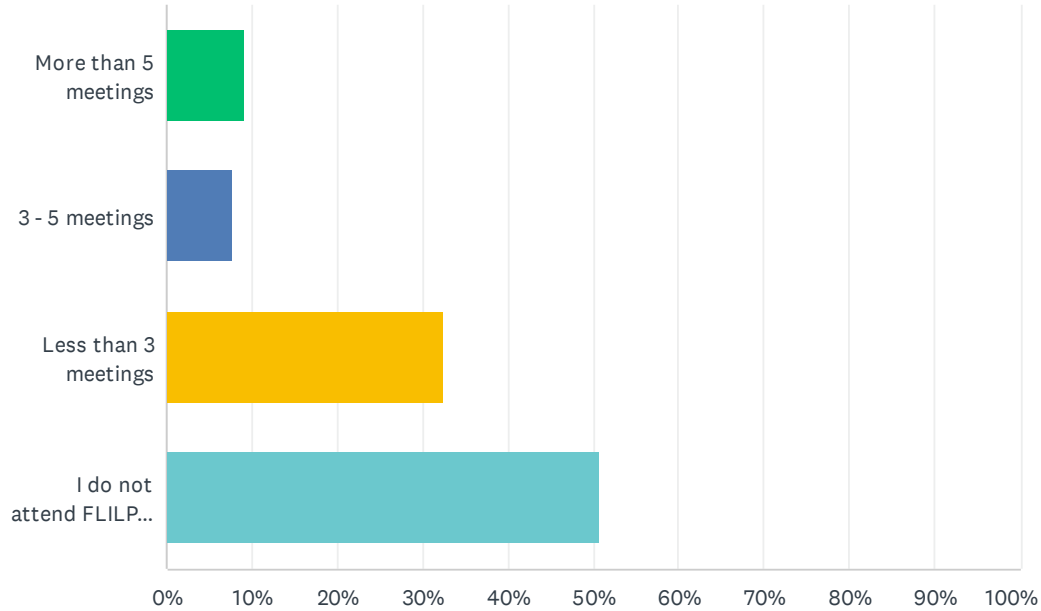
Answered: 65 Skipped: 0



	1	2	3	4	5	TOTAL	SCORE
Water Clarity	46.03% 29	28.57% 18	20.63% 13	4.76% 3	0.00% 0	63	4.16
Aquatic plant management (weeds and invasive species)	36.67% 22	38.33% 23	15.00% 9	8.33% 5	1.67% 1	60	4.00
Shore erosion	9.38% 6	17.19% 11	18.75% 12	32.81% 21	21.88% 14	64	2.59
Sediment	9.52% 6	12.70% 8	33.33% 21	36.51% 23	7.94% 5	63	2.79
Reduction of Lily pads	3.13% 2	4.69% 3	10.94% 7	17.19% 11	64.06% 41	64	1.66

### Q19 How many FLILPARD meetings or annual meetings have you attended in the last 5 years.

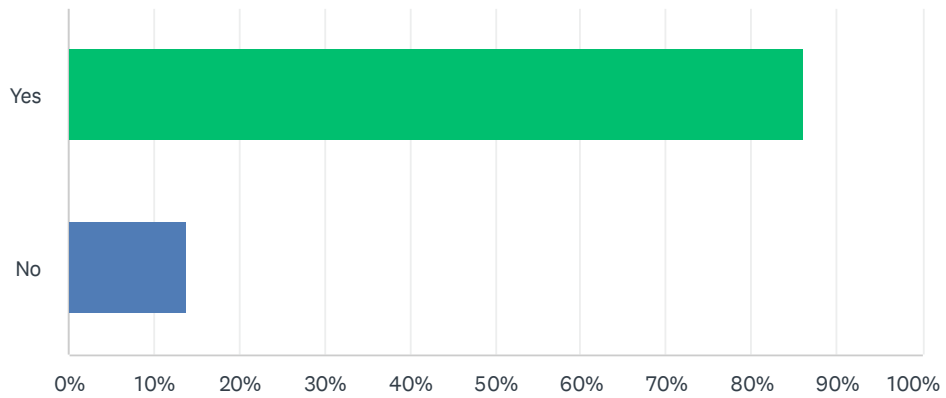
Answered: 65 Skipped: 0



ANSWER CHOICES	RESPONSES	
More than 5 meetings	9.23%	6
3 - 5 meetings	7.69%	5
Less than 3 meetings	32.31%	21
I do not attend FLILPARD meetings	50.77%	33
<b>TOTAL</b>		<b>65</b>

## Q20 Are you familiar with the concept of cover cropping?

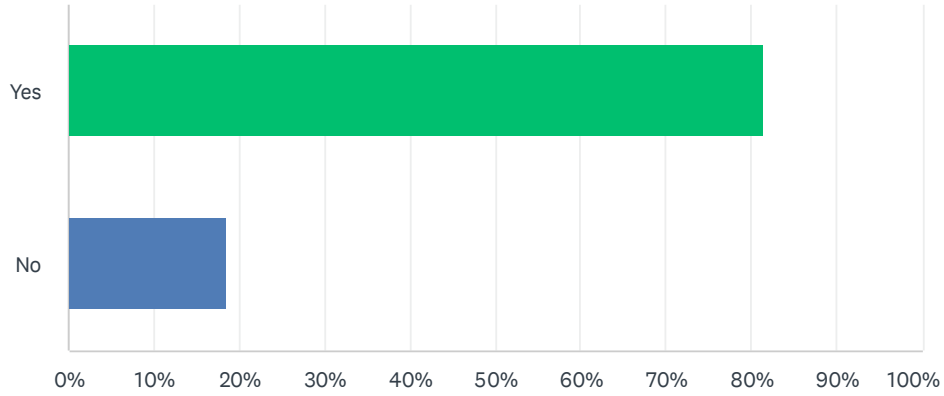
Answered: 65 Skipped: 0



ANSWER CHOICES	RESPONSES	
Yes	86.15%	56
No	13.85%	9
TOTAL		65

### Q21 Are you familiar with the water quality studies that have been initiated by FLILPARD and that are on the FLILPARD website?

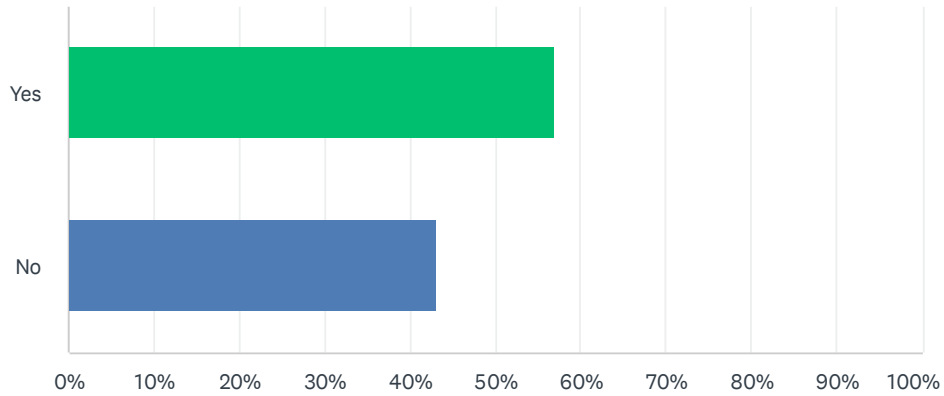
Answered: 65 Skipped: 0



ANSWER CHOICES	RESPONSES	
Yes	81.54%	53
No	18.46%	12
TOTAL		65

## Q22 Have you had an opportunity to read up on surface water quality issues?

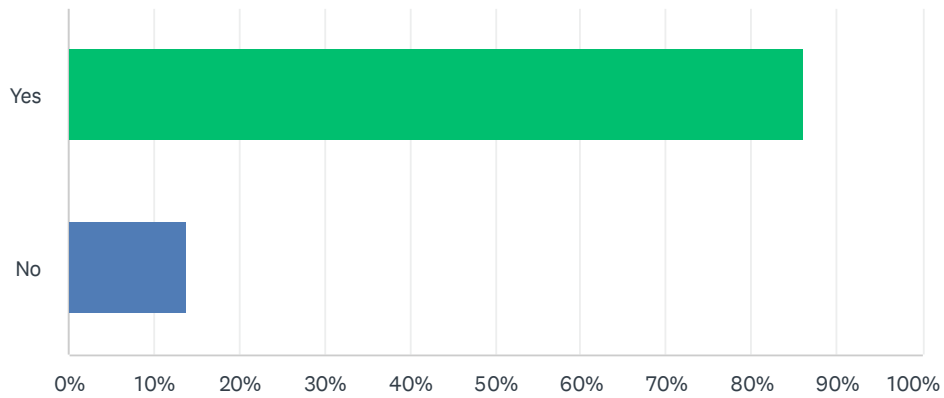
Answered: 65 Skipped: 0



ANSWER CHOICES	RESPONSES	
Yes	56.92%	37
No	43.08%	28
TOTAL		65

## Q23 Are you familiar with the health impact of blue green algae?

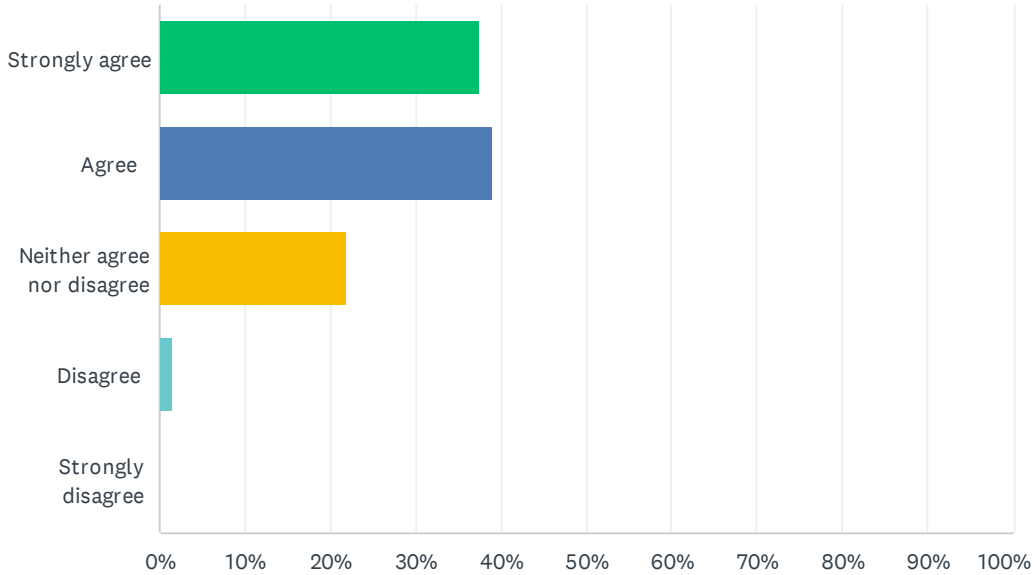
Answered: 65 Skipped: 0



ANSWER CHOICES	RESPONSES	
Yes	86.15%	56
No	13.85%	9
TOTAL		65

## Q24 Do you agree that plant growth in the lake is an important necessity for water quality?

Answered: 64 Skipped: 1

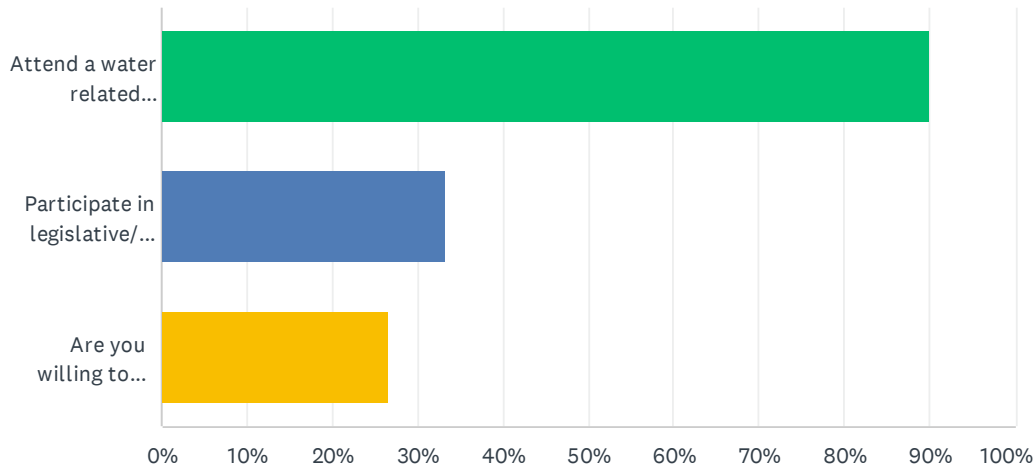


ANSWER CHOICES	RESPONSES	
Strongly agree	37.50%	24
Agree	39.06%	25
Neither agree nor disagree	21.88%	14
Disagree	1.56%	1
Strongly disagree	0.00%	0
<b>TOTAL</b>		<b>64</b>



## Q25 Lake organizations and Lake Districts depend on volunteer involvement. If you can please share if you have the time or interest to participate in the following?

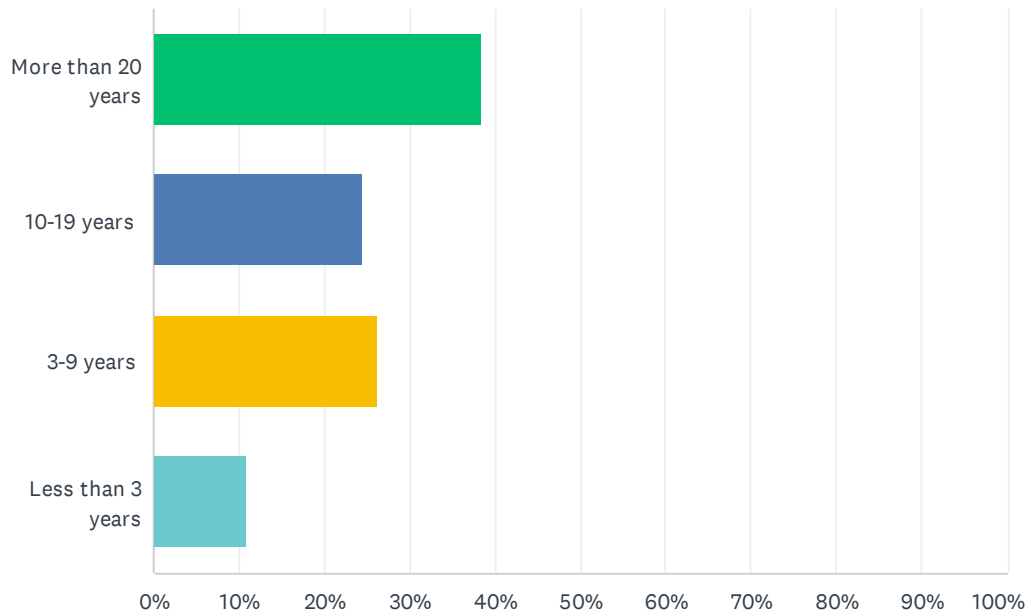
Answered: 30 Skipped: 35



ANSWER CHOICES	RESPONSES	
Attend a water related educational event?	90.00%	27
Participate in legislative/lobbying involvement?	33.33%	10
Are you willing to participate as a trained volunteer for stream monitoring?	26.67%	8
Total Respondents: 30		

## Q26 How many years have you lived on Fox Lake?

Answered: 65 Skipped: 0



ANSWER CHOICES	RESPONSES	
More than 20 years	38.46%	25
10-19 years	24.62%	16
3-9 years	26.15%	17
Less than 3 years	10.77%	7
TOTAL		65

## Q27 What do you like best about Fox Lake?

Answered: 55 Skipped: 10

## Q28 Additional thoughts/concerns?

Answered: 34 Skipped: 31

## Q29 Thank you for your participation. If you wish, please share your contact information with us.

Answered: 36 Skipped: 29

ANSWER CHOICES	RESPONSES	
Name	100.00%	36
Company	0.00%	0
Address	94.44%	34
Address 2	0.00%	0
City/Town	0.00%	0
State/Province	0.00%	0
ZIP/Postal Code	0.00%	0
Country	0.00%	0
Email Address	97.22%	35
Phone Number	0.00%	0